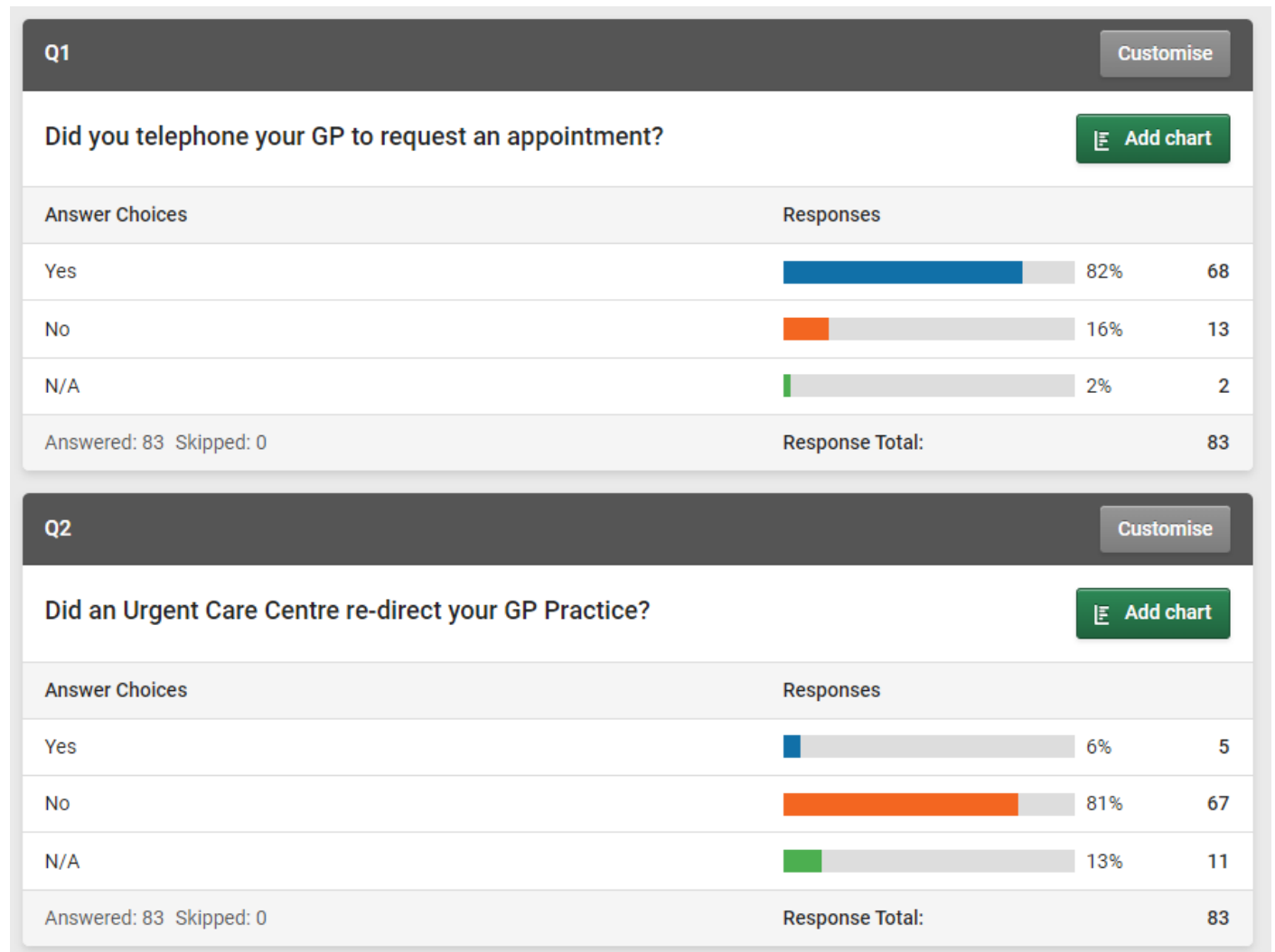


MMG Winter Weekend Access Hub

Survey Results : 83



Q3

[Customise](#)

Were you happy with the appointment times you were offered?

[Add chart](#)

Answer Choices

Responses

Yes



93%

77

No



7%

6

N/A



0%

0

Answered: 83 Skipped: 0

Response Total:

83

Q4

[Customise](#)

Were you happy with the quality of the service you received?

[Add chart](#)

Answer Choices

Responses

Yes



99%

82

No



0%

0

N/A



1%

1

Answered: 83 Skipped: 0

Response Total:

83

Q5

[Customise](#)

Was the reception staff welcoming?

[Add chart](#)

Answer Choices

Responses

Yes



100%

83

No



0%

0

N/A



0%

0

Answered: 83 Skipped: 0

Response Total:

83

Q6

[Customise](#)

Were you seen on time?

[Add chart](#)

Answer Choices

Responses

Yes



84%

70

No



14%

12

N/A



1%

1

Answered: 83 Skipped: 0

Response Total:

83

Q7




[Customise](#)

Did the GP / Nurse listen to what you said?

[Add chart](#)

Answer Choices

Responses

Yes		93%	77
No		0%	0
N/A		7%	6
Answered: 83 Skipped: 0			Response Total: 83

Q8




[Customise](#)

I was given time to ask questions about my condition

[Add chart](#)

Answer Choices

Responses

Yes		87%	72
No		1%	1
N/A		12%	10
Answered: 83 Skipped: 0			Response Total: 83

Q9

Customise

I understood what would happen next regarding my condition

Add chart

Answer Choices

Responses


Yes



89%

74

No



2%

2

N/A



8%

7

Answered: 83 Skipped: 0

Response Total:

83

Q10

Customise

The GP / Nurse used words I understood

Add chart

Answer Choices

Responses

Yes



92%

76

No



1%

1

N/A



7%

6

Answered: 83 Skipped: 0

Response Total:

83

Q11




Customise

Are you happy with the quality of care that was provided today?

Add chart

Answer Choices

Responses

Yes		95%	79
No		1%	1
N/A		4%	3
Answered: 83 Skipped: 0			Response Total: 83

Q12




Customise

Would you recommend this service to others?

Add chart

Answer Choices

Responses

Yes		98%	81
No		0%	0
N/A		2%	2
Answered: 83 Skipped: 0			Response Total: 83

Q13








Customise

Personal Details:Age:

Add chart

Answer Choices

Responses

Under 18		10%	8
18 to 30		8%	7
31 to 45		31%	26
46 to 54		19%	16
55 to 64		16%	13
65 to 74		12%	10
75 and above		4%	3
Answered: 83 Skipped: 0			Response Total: 83

Q14

[Customise](#)

Gender:

[Add chart](#)

Answer Choices

Responses

M	<div><div></div></div>	46%	38
F	<div><div></div></div>	54%	45
Answered: 83 Skipped: 0		Response Total:	83

Q16

[Customise](#)

With:

[Add chart](#)

Answer Choices

Responses

GP	<div><div></div></div>	35%	29
Nurse	<div><div></div></div>	65%	54
Answered: 83 Skipped: 0		Response Total:	83